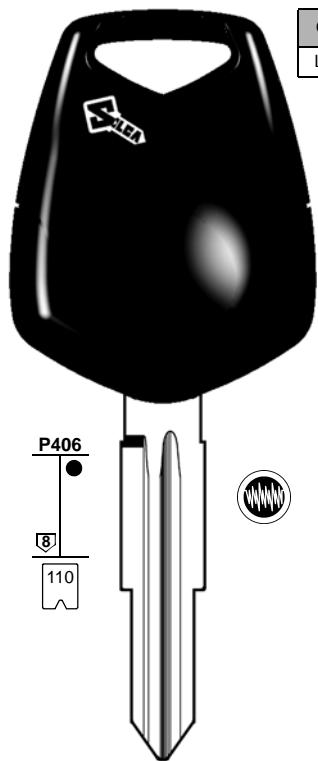


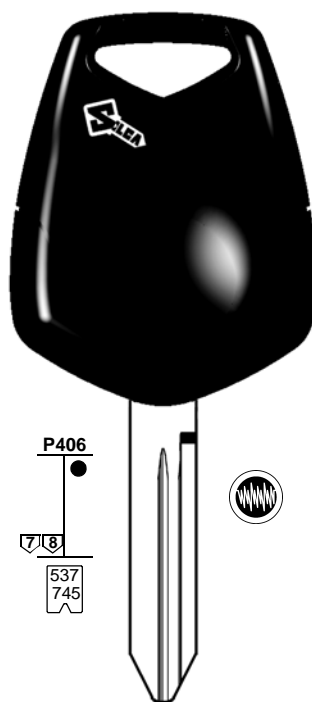
FOR: CHEVROLET-DAEWOO



CAR MODEL	FROM	TO
LACETTI	2003	

DWO4REH2
J
1-2000

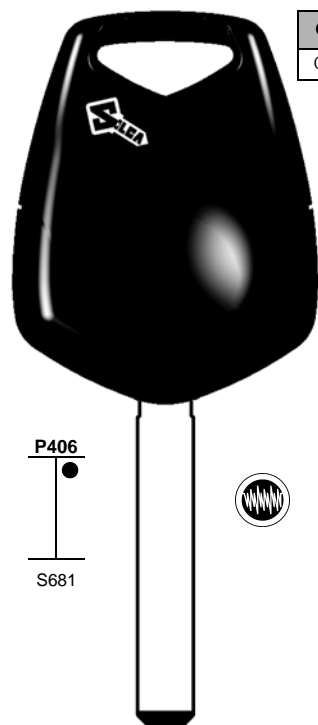
CHRYSLER



CAR MODEL	FROM	TO
300M	1998	2003
CIRRUS Convertible	2001	
CIRRUS SEDAN	2001	
CIRRUS	1999	
CONCORDE	1998	
LHS	1998	
NEON	1998	
NEW YORKER	2001	
PT CRUISER LE	2001	2006
PT CRUISER	2001	2006
SEBRING CONVERT	1998	
SEBRING SEDAN	2001	2002
STRATUS	1999	
TOWN & COUNTRY	2001	2005
VISION	1998	
VOYAGER	1998	2004

CY24EH2
L 1-3580
M 1-2618

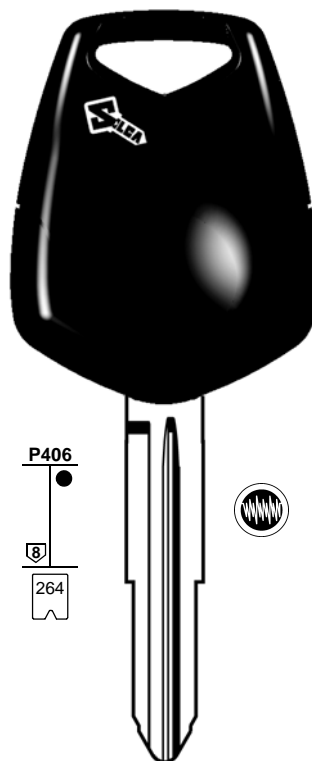
FOR: CITROËN



CAR MODEL	FROM	TO
C1	2005	

VA2EH2

DAIHATSU



CAR MODEL	FROM	TO
CHARADE	1998	2004
CUORE	1998	
SIRION	1998	2004
TERIOS	1997	2005

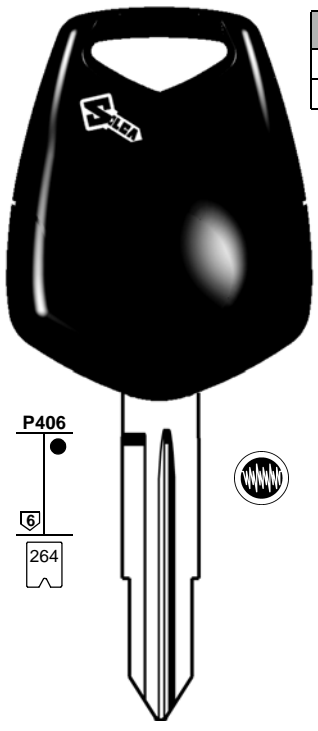
DH4REH2
D 1-2000



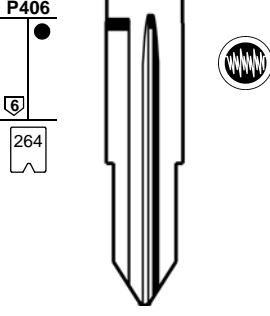
SILCA ELECTRONIC KEYS



FOR: **DAIHATSU**

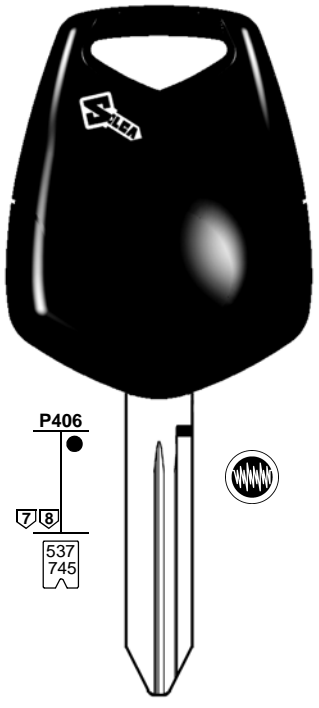


CAR MODEL	FROM	TO
CUORE	1998	
MOVE	1997	

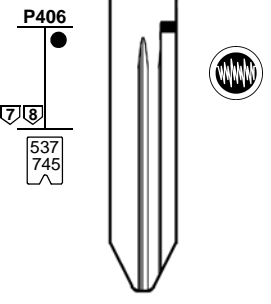


DH5REH2
D 3001-4000

FOR: **DODGE**

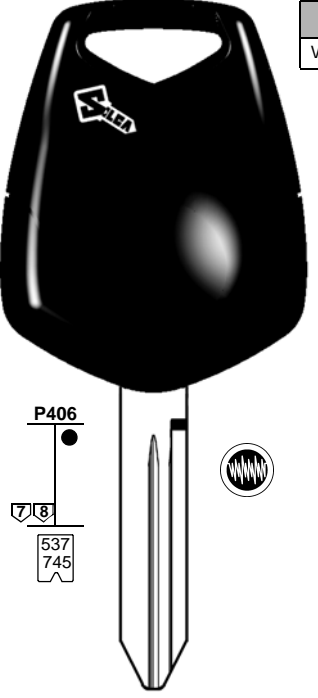


CAR MODEL	FROM	TO
CARAVAN LE, SE, GRAND	2001	2005
DAKOTA	2001	
DURANGO	2001	
INTREPID SEDAN, ES	2001	
INTREPID	1998	
NEON	2001	
RAM	2002	2005
STRATUS SEDAN	1999	2002

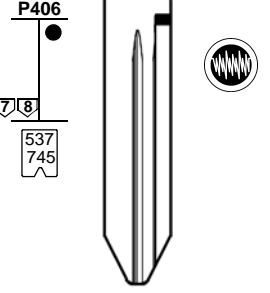


CY24EH2
L 1-3580
M 1-2618

FOR: **EAGLE**

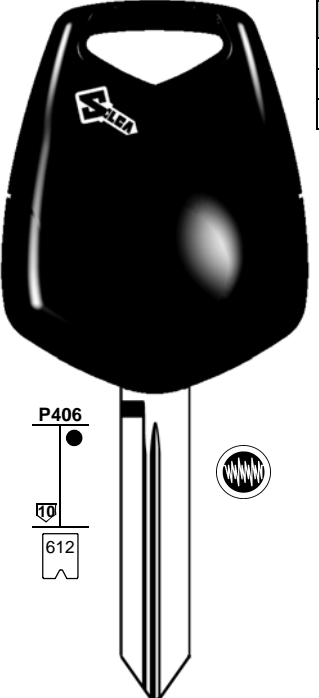


CAR MODEL	FROM	TO
VISION	1998	

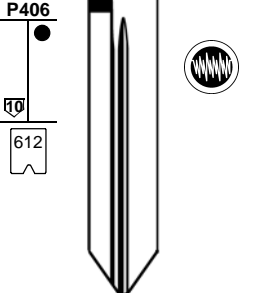


CY24EH2
L 1-3580
M 1-2618

FOR: **FORD AUS**



CAR MODEL	FROM	TO
ESCAPE	2005	
EXPLORER	1998	1999
TAURUS LX/SHO	1998	1999



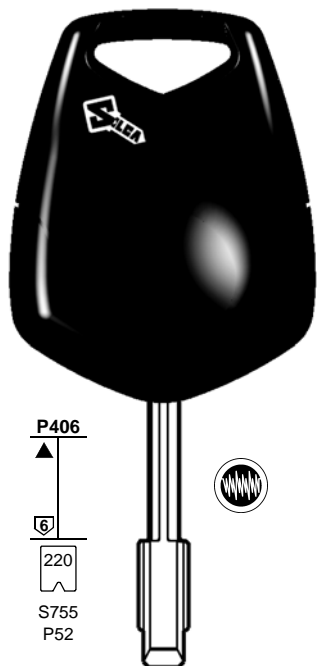
FO38REH2
. . . . X
0001-1706

ATTENTION

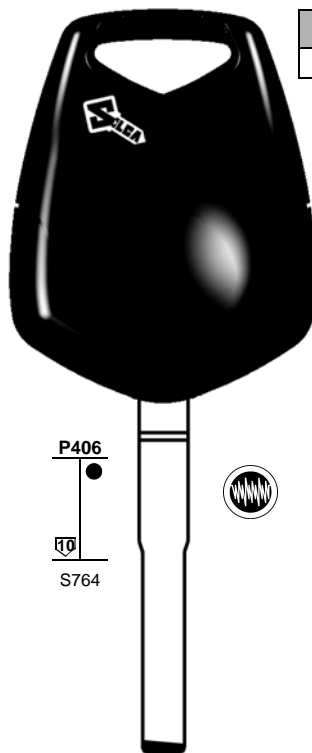
YES	NO

FOR:

FORD EU



CAR MODEL	FROM	TO
COUGAR	1997	1997
COURIER COMBI	1998	
ESCORT	1995	2000
FIESTA	1995	2002
FIESTA	2003	
FOCUS	1998	
FUSION	2002	
KA	1996	2002
MONDEO	1995	2001
MONDEO	2001	
PUMA	1998	2002
SCORPIO	1995	1998
TRANSIT	1995	1998
TRANSIT	2000	



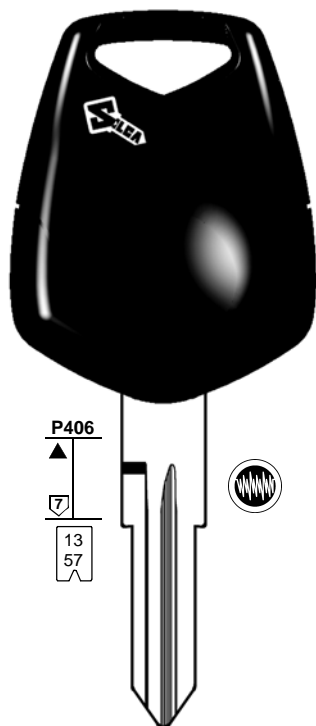
CAR MODEL	FROM	TO
FOCUS C-MAX	2003	

FO21EH2
 T.....1-2-3-4
 T....001-2330

HU101EH2

FOR:

FORD SA



CAR MODEL	FROM	TO
ECO-SPORT	2004	2007
C-MAX	2004	2007
FOCUS	2004	2007
FIESTA	2004	2007

FO10EH2
 AK....1-1000
 TC....1-1000
 TX....0001-1859

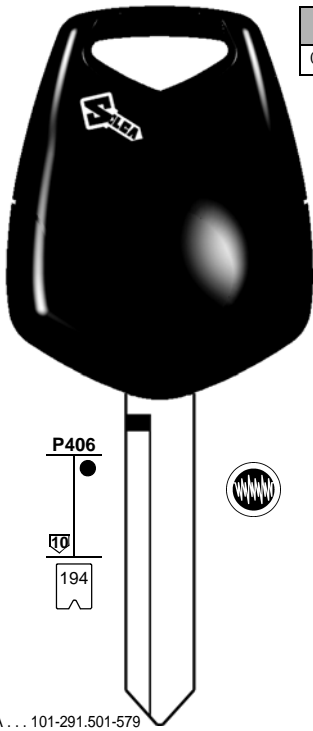


SILCA ELECTRONIC KEYS

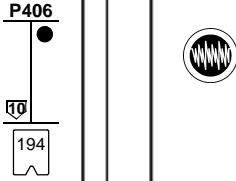


FOR:

FORD USA



CAR MODEL	FROM	TO
CONTOUR V6 LX	1998	

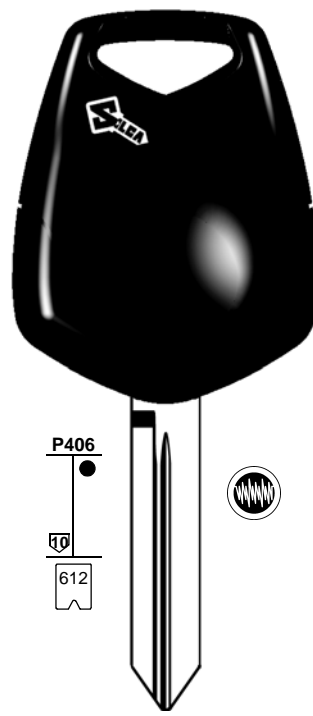


FO26EH2

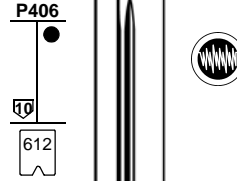
- ... A ... 101-291.501-579
- ... B ... 101-332.501-602
- ... C ... 101-344.501-624
- ... D ... 101-327.501-602
- ... E ... 101-296.501-579

ATTENTION

YES	NO



CAR MODEL	FROM	TO
CROWN VICTORIA	1998	
EXCURSION	2000	
EXPEDITION	1997	
EXPLORER	1998	1999
F-150	1999	
F-250	1999	
MUSTANG	1997	
MUSTANG COBRA	1996	1997
MUSTANG GT	1996	1997
RANGER	2000	2001
RANGER XLT V6	1999	
TAURUS LX/SHO	1996	1999
WINDSTAR	1998	2001



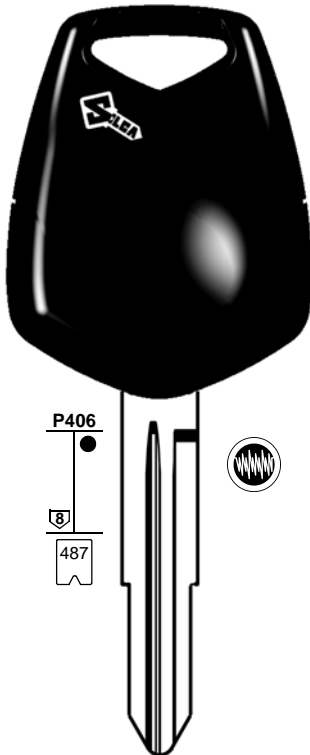
FO38REH2
... X
0001-1706

ATTENTION

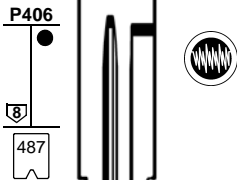
YES	NO

FOR:

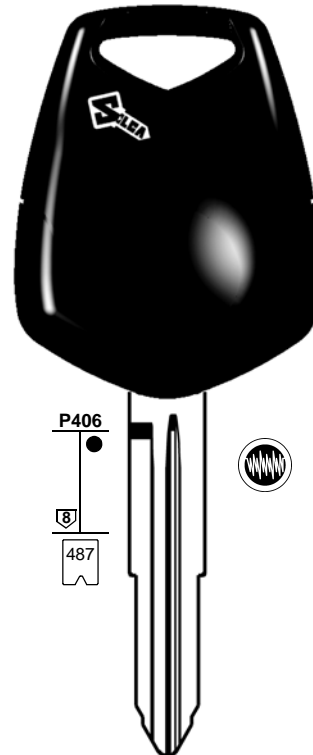
HYUNDAI



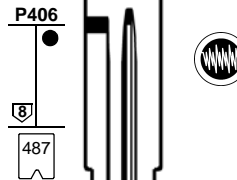
CAR MODEL	FROM	TO
COUPE'	1996	2002
ELANTRA (USA)	1996	
GALLOPER	1999	2003
H1	1999	
LANTRA	1996	2000
SANTAMO	2000	2003
SCOUBE'	1996	



HYN6EH2
T ... 1-1000



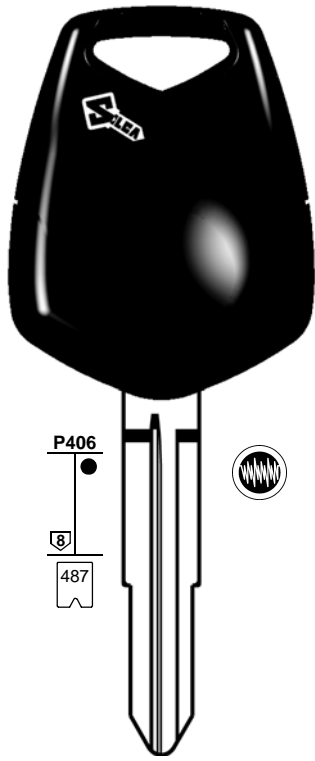
CAR MODEL	FROM	TO
SANTAFE'	2000	2002
SONATA	1996	1998
SONICA	1996	1998
SONICA	1999	
TRAJET	2000	2006



HYN7REH2
S ...
1-1000

FOR:

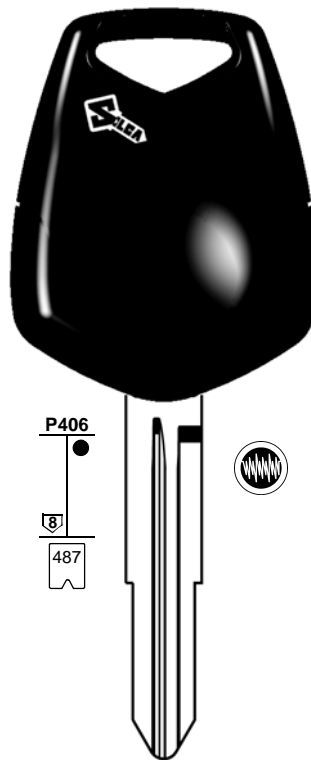
HYUNDAI



CAR MODEL	FROM	TO
ACCENT	1996	1999
ATOS	1998	
ATOS PRIME	2000	2002
EXCEL	1996	1999
TERRACAN	2001	

HYN10EH2

R
1-1000



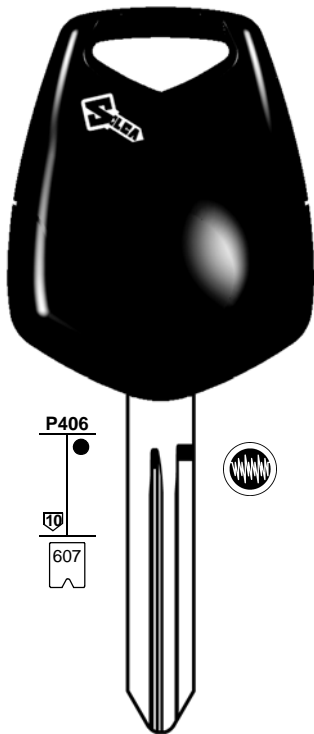
CAR MODEL	FROM	TO
STAREX	1998	

HYN12EH2

A 1-1000

FOR:

INFINITI

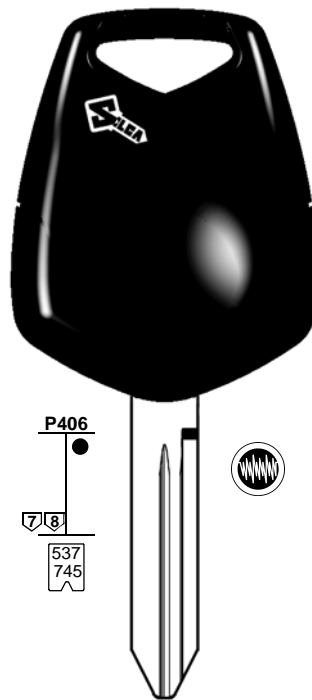


CAR MODEL	FROM	TO
G20	2000	2002
I30	2000	2004
I35	2000	2004
Q45	1997	2000
QX4	1997	1999
QX4	1999	2003

NSN14EH2

. 1-22185

JEEP



CAR MODEL	FROM	TO
CHEROKEE LIMITED	1999	2002
CHEROKEE	1998	2005
CJ5,CJ7	1998	2000
G.CHEROKEE LUX	1999	2005
G.CHEROKEE SPORT	1999	2005
LIBERTY	2002	2004
WRANGLER	1998	2005

CY24EH2

L 1-3580
M 1-2618

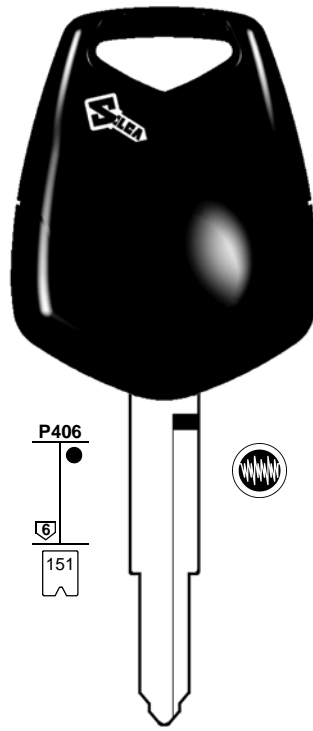


SILCA ELECTRONIC KEYS



FOR:

KAWASAKI



P406

151

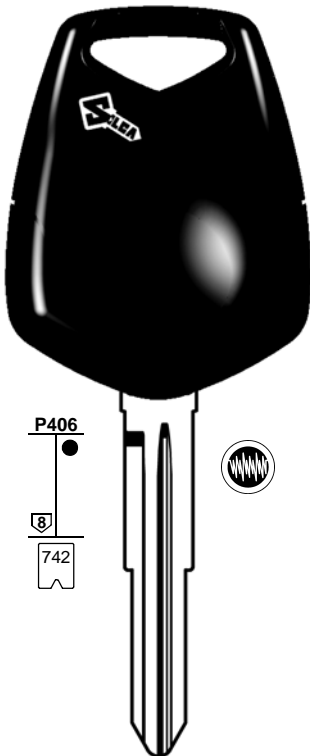


KW16EH2
Z 5000-6000

CAR MODEL	FROM	TO
NINJA ZX-10R	2004	
NINJA ZX-6R	2003	2006
NINJA ZX-6R	2006	
Z1000	2004	
Z750S	2006	
ZZR 1400	2007	

FOR:

KIA



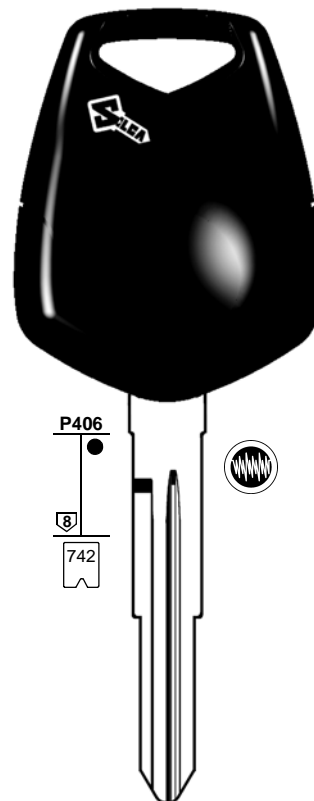
P406

742



KIA3REH2
Y 2001-3000

CAR MODEL	FROM	TO
CLARENCE	2001	
JOICE	2000	
RIO	2001	2005



P406

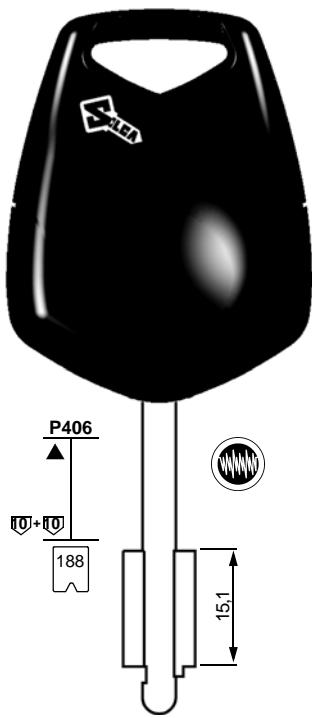
742



KIA6REH2
Y 2001-3000

CAR MODEL	FROM	TO
SPORTAGE	2001	2003

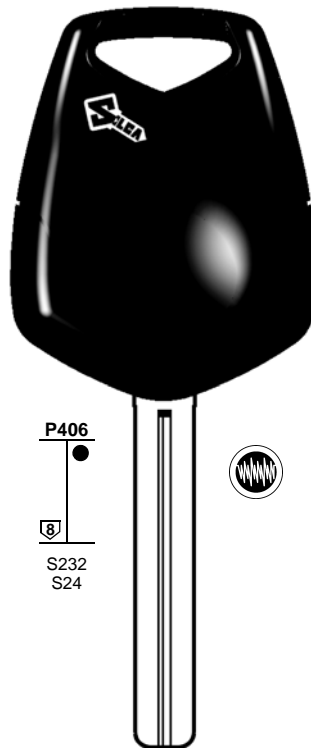
FOR: LDV



CAR MODEL	FROM	TO
CONVOY	1998	2000
CUB	1998	2000

FO19EH2
C.....1-2-3-4-5

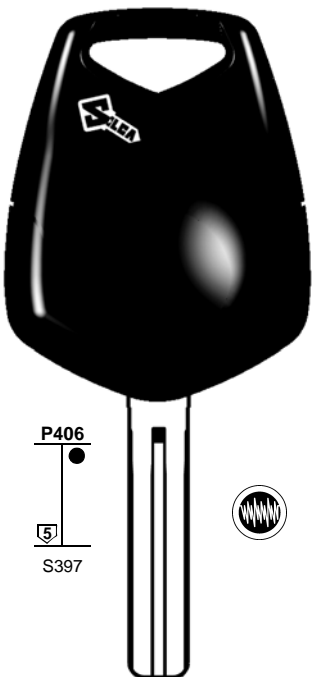
LEXUS



CAR MODEL	FROM	TO
CELSIOR [J]	1997	
ES300	1998	2001
LAND CRUISER [J]	1999	
LS400	1997	
LX450	1998	
LX470	1999	
SC300/400	1998	2003

TOY40EH2
.....1-5000

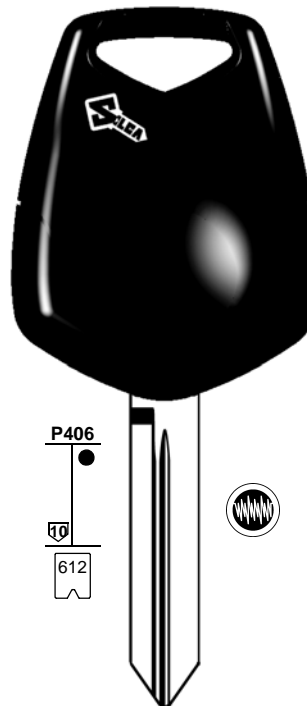
FOR: LEXUS



CAR MODEL	FROM	TO
ALTEZZA [J]	1999	
ES300	2002	
GS300	1998	2005
GS400	1998	2001
GS430	2001	2005
GS/LS/LX	1998	
GS300/400	1998	2001
GS300/400 [J]	1998	
IS200	1999	
IS300	2001	
LS200	1999	
LS400	1999	2003
RX300	1999	2003

TOY48EH2

LINCOLN



CAR MODEL	FROM	TO
BLACKWOOD	2002	
CONTINENTAL	1998	2002
LHS	1998	
LS	1998	
NAVIGATOR	1998	2002
TOWN CAR	1997	1998

FO38EH2
.....X
0001-1706

ATTENTION

YES	NO

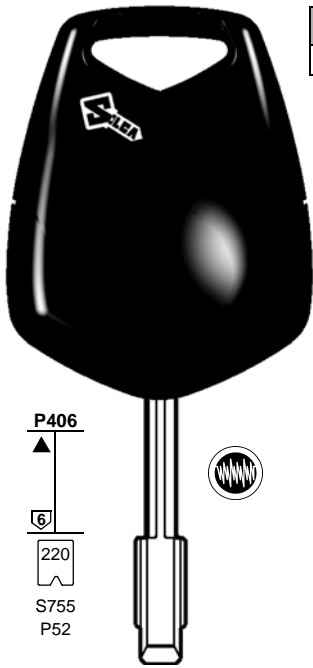


SILCA ELECTRONIC KEYS

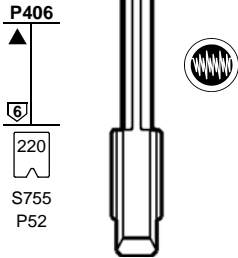


FOR:

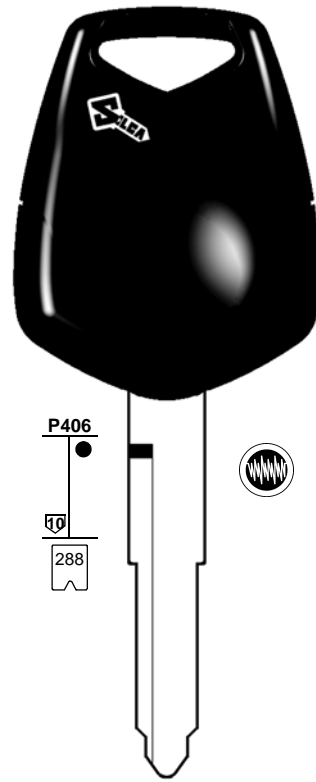
MAZDA



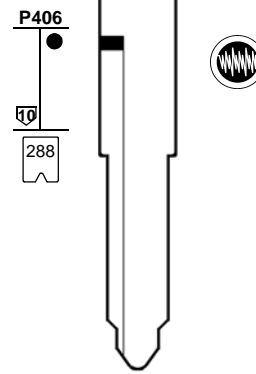
CAR MODEL	FROM	TO
121	1997	2001



FO21EH2
T.....1-2-3-4
T....001-2330



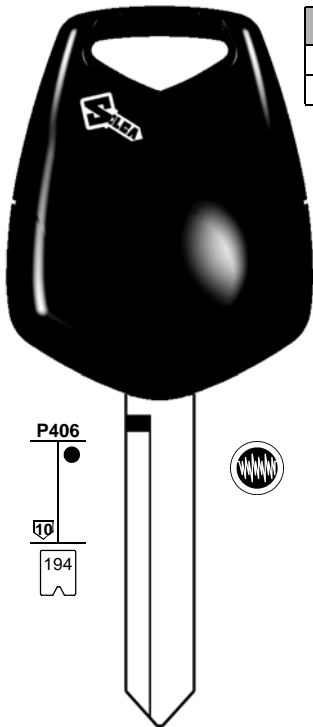
CAR MODEL	FROM	TO
MAZDA 2	2003	
MAZDA 3	2004	
MAZDA 5	2005	
MAZDA 6	2003	
MX-5	2005	
RX8	2004	



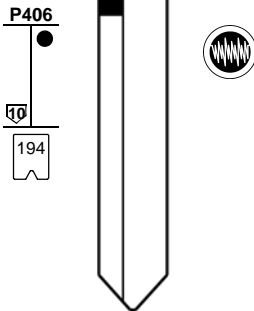
MAZ24REH2
.....
10100-12283
20100-23284

FOR:

MERCURY



CAR MODEL	FROM	TO
COUGAR	1999	
MYSTIQUE V6 LS	1997	

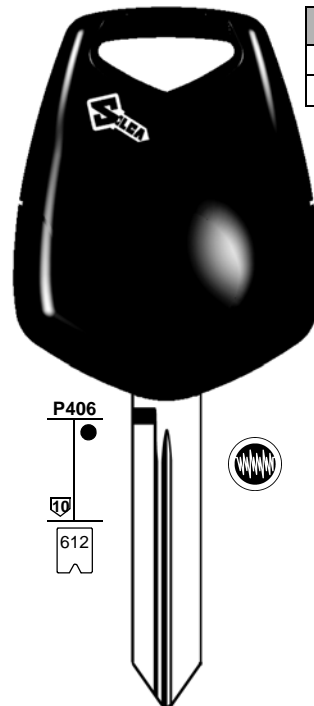


- ... A ... 101-291.501-579
- ... B ... 101-332.501-602
- ... C ... 101-344.501-624
- ... D ... 101-327.501-602
- ... E ... 101-296.501-579

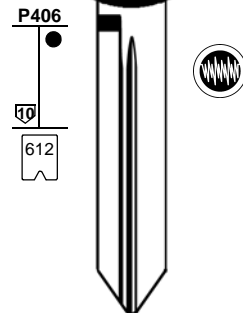
FO26EH2

ATTENTION

YES 	NO
----------------	---------------



CAR MODEL	FROM	TO
GRAND MARQUIS	1998	
MOUNTAINEER	1998	2002



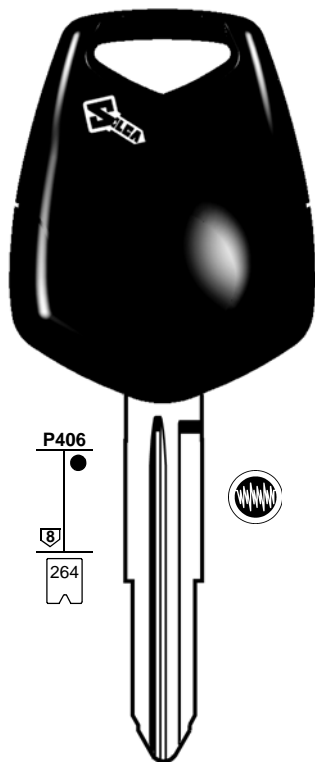
FO38REH2
.....X
0001-1706

ATTENTION

YES 	NO
----------------	---------------

FOR:

MITSUBISHI



MIT8EH2

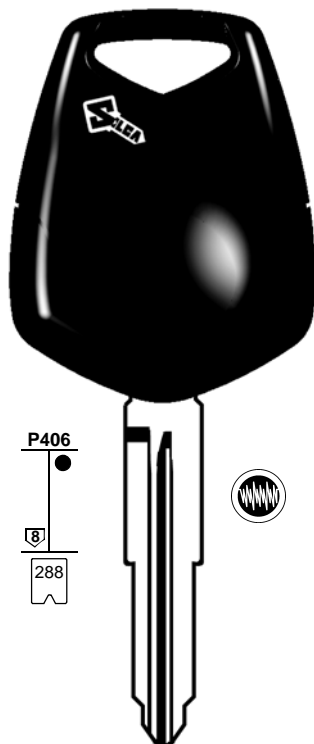
E 5001-7000
E 7001-7700

CAR MODEL	FROM	TO
CHALLENGER	1999	2002
CHALLENGER	2002	2003
DIAMANTE	2002	2003
ECLIPSE	1996	2000
ECLIPSE	2002	2003
EXPRESS	1996	
FOCUS	1998	
GALANT	1996	2000
GALANT	2002	2003
L200	2002	2006
MONTERO	1996	2000
MONTERO	2000	2002
MONTERO	2002	2003
MONTERO	2002	2005
MONTERO SPORT	2000	2002
MONTERO SPORT	2002	2003
MONTERO SPORT	2002	2005
NIMBUS	1998	1999
OUTLANDER	2000	2003
PAJERO	1996	2000
PAJERO	2000	2002
PAJERO	2002	2003
PAJERO	2002	2005
PAJERO SPORT	1999	2002
PAJERO SPORT	2002	2003
PAJERO SPORT	2002	2006

CAR MODEL	FROM	TO
SHOGUN SPORT	1999	2002
SHOGUN SPORT	2002	2003
SHOGUN	1996	2000
SHOGUN	2000	2002
SHOGUN	2002	2003
SHOGUN	2002	2005
SPACE GEAR	1996	
SPACE RUNNER	1998	1999
SPACE WAGON	1998	1999
SPACE WAGON	1999	
VERADA	2002	2003

FOR:

MITSUBISHI

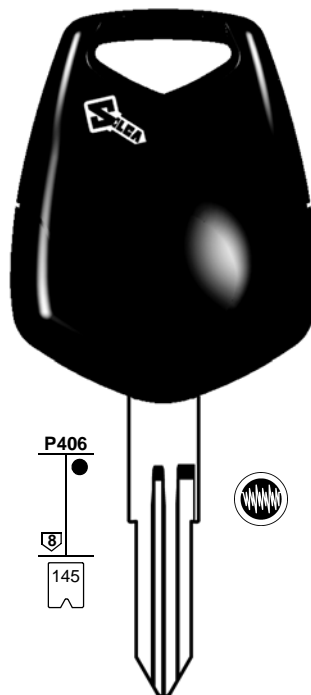


MIT11REH2

. 30010-32009

CAR MODEL	FROM	TO
COLT	1996	
LANCER	1996	2003
LANCER	2003	2006
LANCER SW	1996	2003
MIRAGE	1996	2002
MONTERO IO	2000	
OUTLANDER	2003	2005
PAJERO IO	1999	
PAJERO MINI [J]	1999	
PAJERO PININ	1999	
SHOGUN PININ	1999	

NISSAN



NSN11EH2

X 1-8000
X 8001-9000

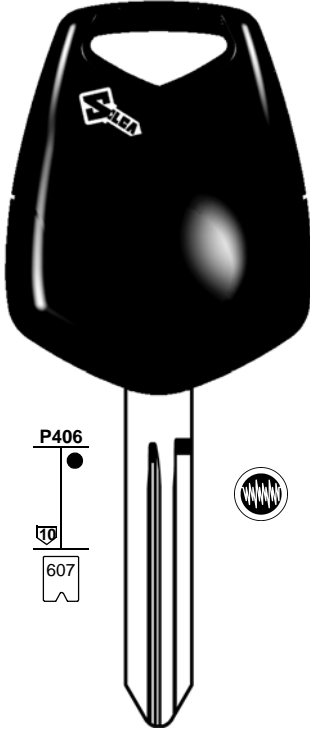
CAR MODEL	FROM	TO
ATLEON	2002	
CAB STAR	2000	2003
CAB STAR	2003	
MICRA	2000	2003
MICRA MARCH [J]	2000	
MICRA VAN	2000	
TERRANO II	2002	
VANETTE	2000	
VANETTE CARGO	1999	



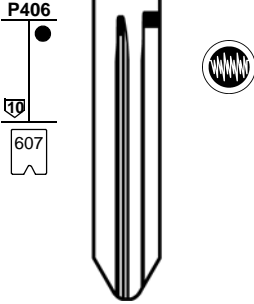
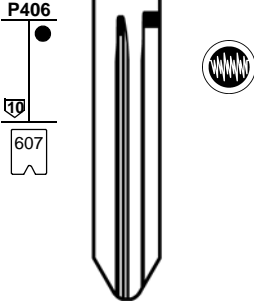
SILCA ELECTRONIC KEYS



FOR: **NISSAN**

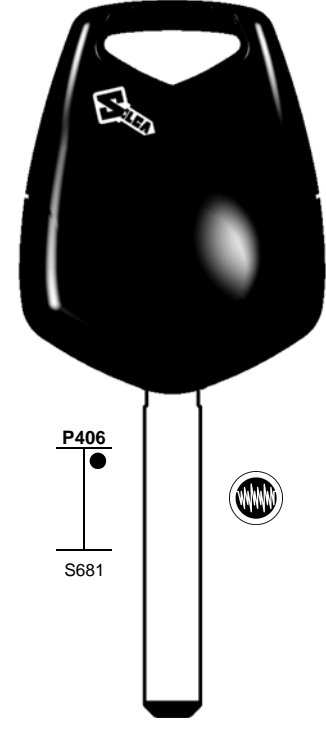


CAR MODEL	FROM	TO
ALMERA	2000	2003
ALMERA	2003	
ALMERA TINO	2000	
NAVARA	2003	
NAVARA	2004	
PATROL	2004	
PRIMERA	1998	2000
PULSAR	1998	2000
XTERRA	2000	
X-TRAIL	2001	2003
X-TRAIL	2004	

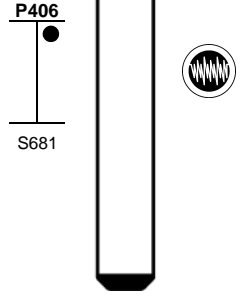
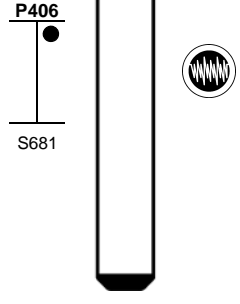



NSN14EH2
.....1-22185

FOR: **PEUGEOT**

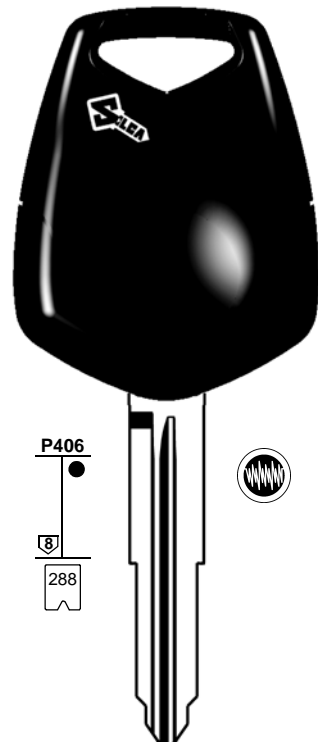


CAR MODEL	FROM	TO
107	2005	

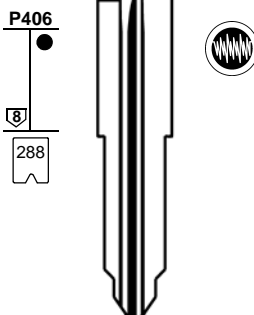
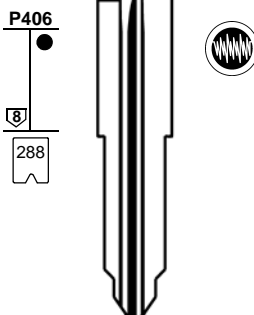



VA2EH2

FOR: **PROTON**

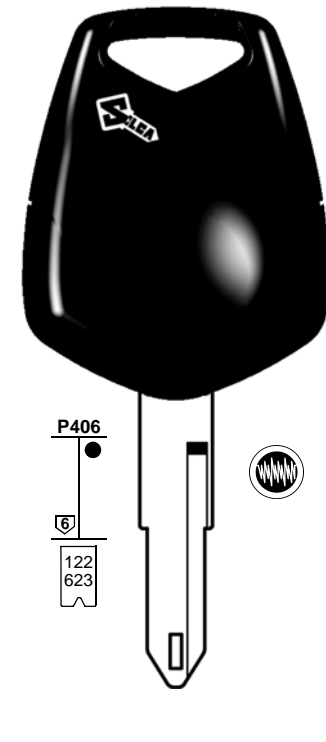


CAR MODEL	FROM	TO
415	1996	1998
416	1996	1998

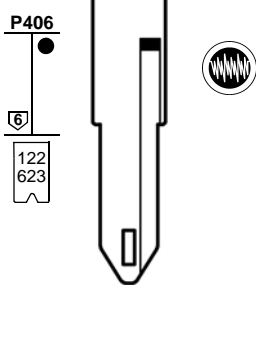
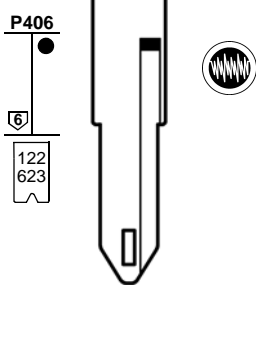



PO1REH2
.....30010-32009

FOR: **RENAULT**

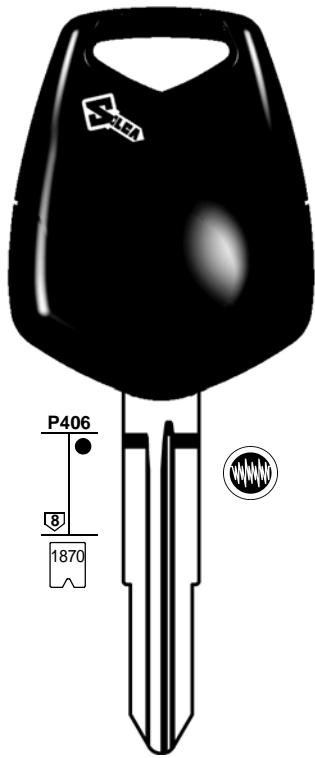


CAR MODEL	FROM	TO
AVANTIME	2002	
MEGANE	1998	2000
MEGANE	2000	2003

NE73EH2
..... M-N-P-R-S

FOR: **SSANGYONG**

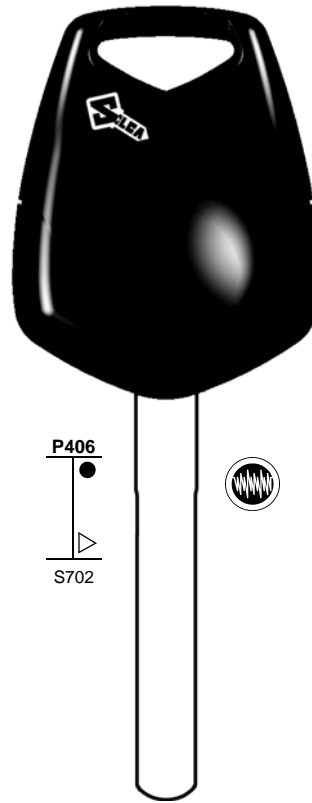


CAR MODEL	FROM	TO
ACTYON	2007	
KYRON	2005	
REXTON	2006	

SSY3EH2

K 0001-1000

FOR: **SUBARU**

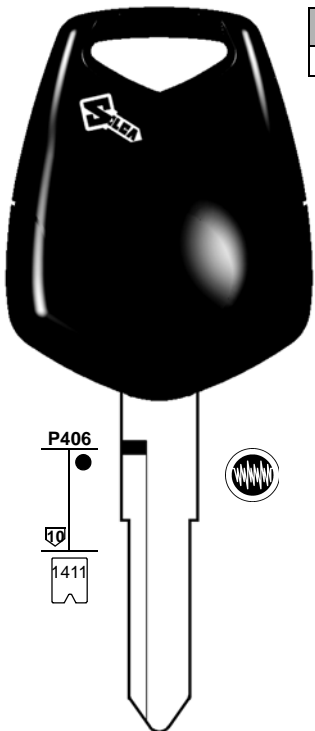


CAR MODEL	FROM	TO
LEGACY OUTBACK	2004	
LEGACY OUTBACK	2005	

DAT17EH2

T 1-3000

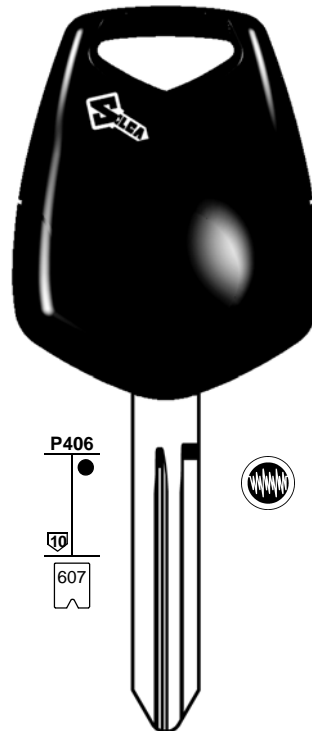
FOR: **SUBARU**



CAR MODEL	FROM	TO
JUSTY GX3	2006	

HU87REH2

.
50001-51308



CAR MODEL	FROM	TO
B9 TRIBECA	2005	
FORESTER	1998	2003
FORESTER	2004	
IMPREZA	1998	2004
IMPREZA	2004	
LEGACY OUTBACK	1998	2003

NSN14EH2

.
1-22185

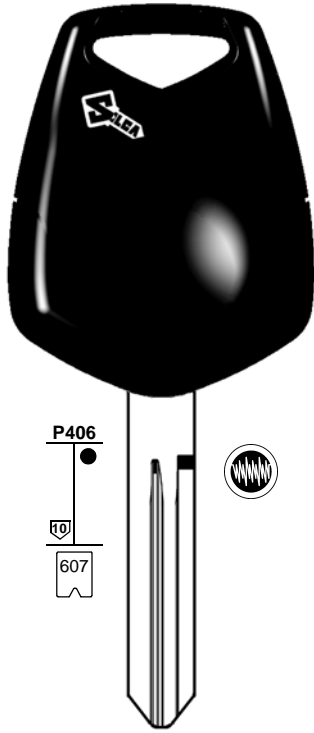


SILCA ELECTRONIC KEYS



FOR:

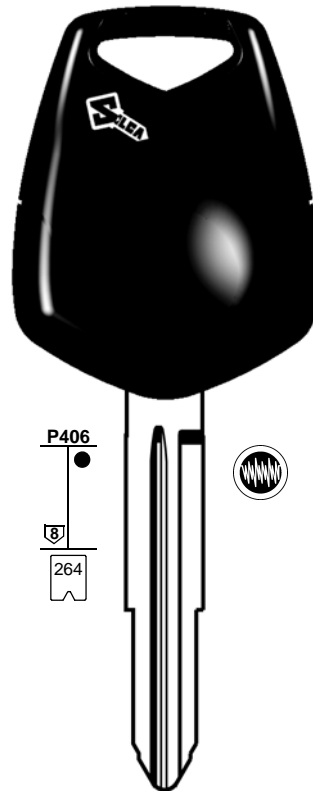
SUBARU



P406
607

NSN19EH2
..... 1-22185
..... 30001-37850

CAR MODEL	FROM	TO
FORESTER (AUS)	1998	2004
IMPREZA (AUS)	1998	2004
LIBERTY (AUS)	1998	2002
OUTBACK (AUS)	1998	2003



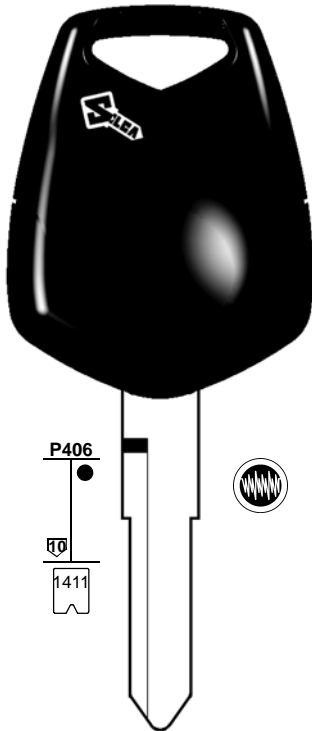
P406
264

SZ12EH2
U.....
1-2000

CAR MODEL	FROM	TO
JUSTY	1996	

FOR:

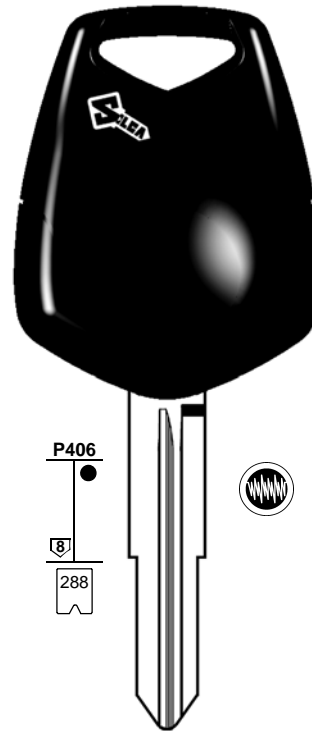
SUZUKI



P406
1411

HU87REH2
.....
50001-51308

CAR MODEL	FROM	TO
IGNIS	2000	



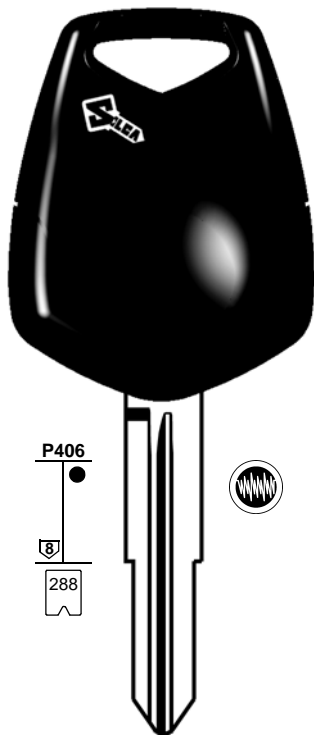
P406
288

SZ11EH2
.....
18100-19229

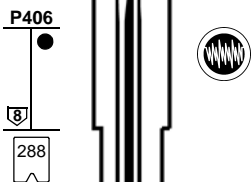
CAR MODEL	FROM	TO
ALTO	2002	

FOR:

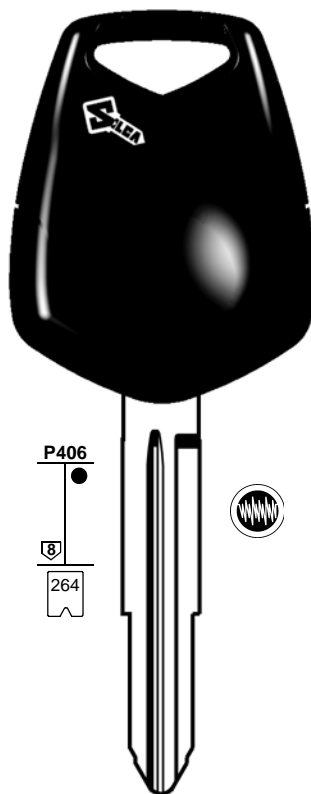
SUZUKI



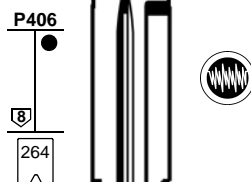
CAR MODEL	FROM	TO
ALTO	1996	2002
ALTO	2002	
BALENO	1996	2001
ESCUDO [J]	1996	
GRAND VITARA	1996	2002
IGNIS	2000	
JIMNY	1999	2002
JIMNY	2002	
SWIFT	1996	2005
VITARA	1996	2002
WAGON R	1998	2000



SZ11REH2
..... 18100-19229



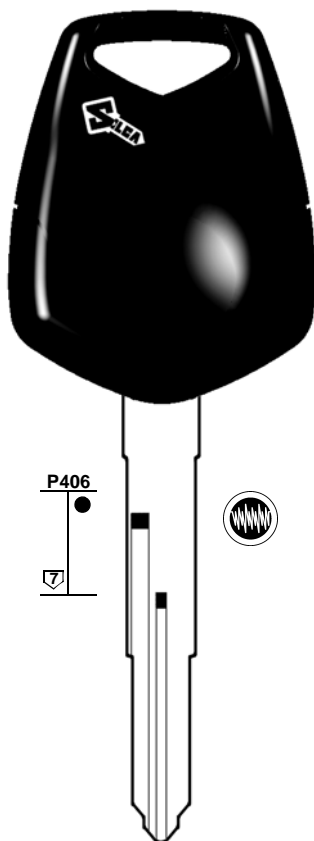
CAR MODEL	FROM	TO
ALTO	1996	2002
BALENO	1996	2001
ESCUDO [J]	1996	
GRAND VITARA	1996	2002
SWIFT	1996	2005
VITARA	1996	2002



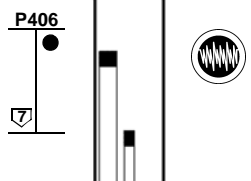
SZ12EH2
U.....
1-2000

FOR:

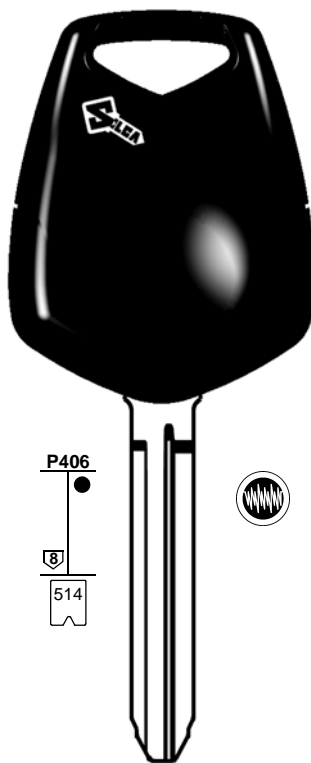
SUZUKI



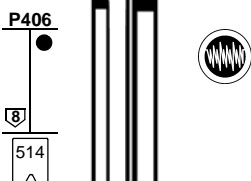
CAR MODEL	FROM	TO
GSF BANDIT	2004	2007
GSF BANDIT	2007	
GSX-R1000	2003	2006
GSX-R1000	2006	
GSX-R750	1997	2006
GSX-R750	2006	
GSX-R600	1997	2006
GSX-R600	2006	
V-STROM	2007	
V-STROM 650	2004	2007
V-STROM 1000	2004	2007



SZ17REH2



CAR MODEL	FROM	TO
LIANA	2001	2005



TOY43EH2
..... 10001-15000

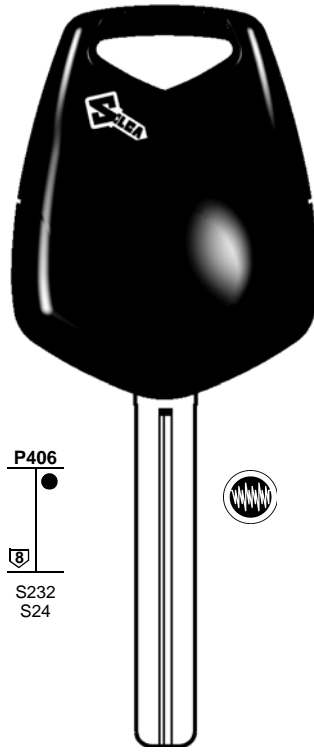


SILCA ELECTRONIC KEYS



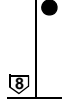
FOR:

TOYOTA



CAR MODEL	FROM	TO
CELSIOR	1998	
LAND CRUISER 100 S	1996	

P406



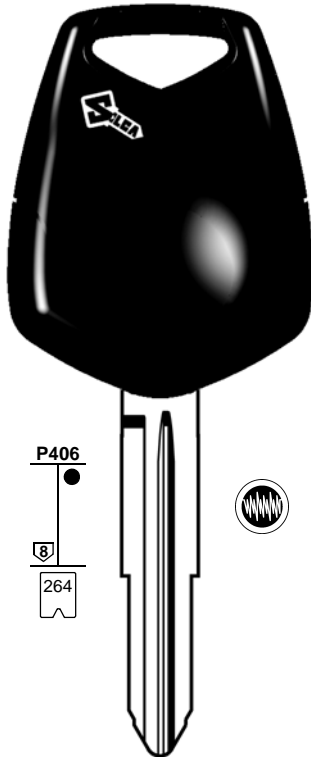
S232
S24



TOY40EH2
..... 1-5000

FOR:

TOYOTA



CAR MODEL	FROM	TO
ECHO	1999	
MR2	1997	
PLAZ [J]	1999	
YARIS	1999	2005

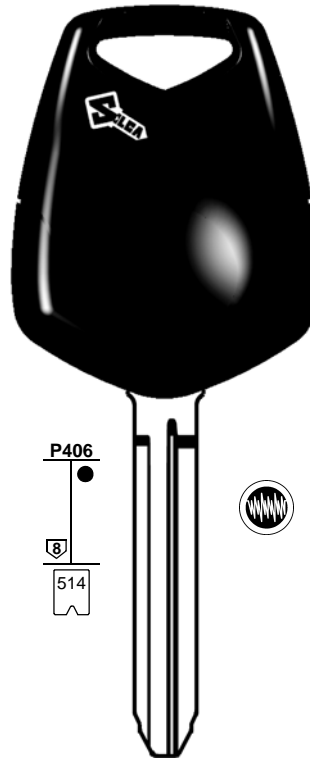
P406



264



TOY41REH2
G..... 1-2377
P..... 1-2390
X..... 1-2248



CAR MODEL	FROM	TO
4-RUNNER LIMITED	1999	2003
AVALON XL	1998	2003
AVALON XLS	1998	2003
CAMRY	1997	2003
CAMRY XLE, LE	1998	2003
CELICA	2000	
COLORADA	1997	
COROLLA	1996	
GAJA [J]	1999	
HIACE	1997	
HIGHLANDER	2001	2003
IPSUM [J]	1996	
LAND CRUISER	1996	2003
PICNIC	1996	
PRADO	1996	
PRIUS	2001	2003
RAV 4	1996	2004
RAV 4	2005	
SEQUOIA	2001	2003
SIENNA	1999	2003
SOLARA	2002	2003

P406



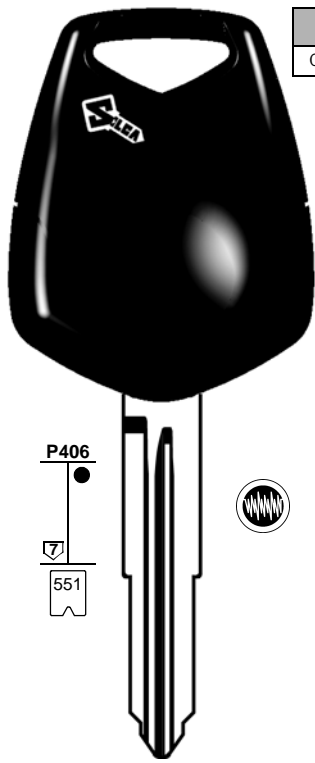
514



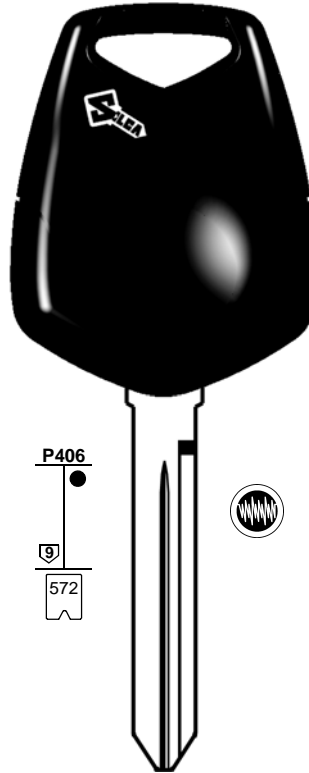
TOY43EH2
..... 10001-15000

FOR:

TOYOTA



CAR MODEL	FROM	TO
COROLLA	1996	1999



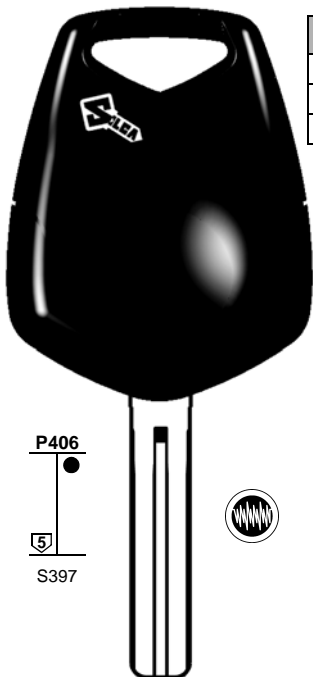
CAR MODEL	FROM	TO
AURIS	2007	
AVENSIS	1998	2000
AVENSIS	2000	2003
AVENSIS	2003	
CARINA	1996	2000
COROLLA	1999	
YARIS	1999	2005
YARIS	2005	

TOY46REH2
N.... 1-2000

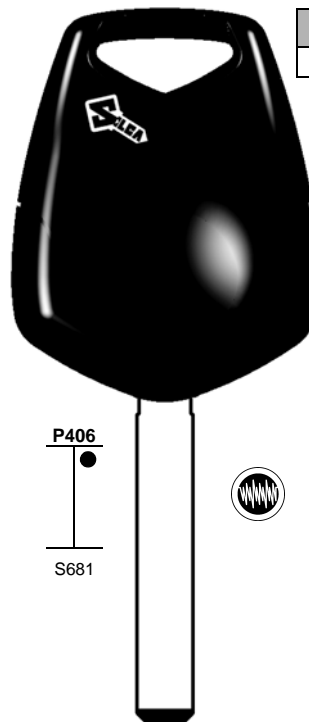
TOY47EH2
..... 1-13284

FOR:

TOYOTA



CAR MODEL	FROM	TO
ARISTO	1998	
CELSIOR	1998	
PROGRESS NC300	1998	



CAR MODEL	FROM	TO
AYGO	2005	

TOY48EH2

VA2EH2

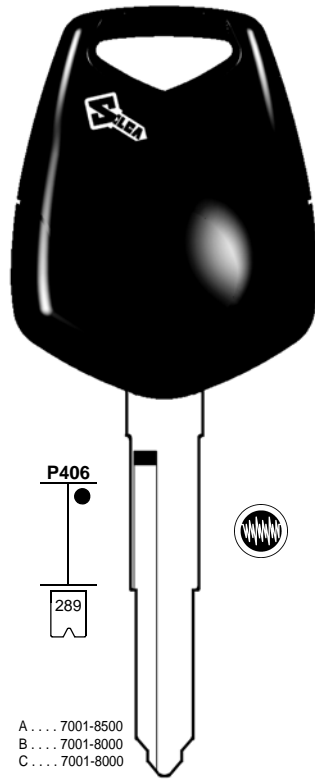


SILCA ELECTRONIC KEYS



FOR:

YAMAHA



YH35REH2

MOTORCYCLE MODEL	FROM	TO
BT 1100 BULLDOG	2005	
FJR 1300	2005	
FZ1	2006	
FZ6	2004	
FZS 1000 FAZER	2005	
MAJESTY 400	2005	
MT-01	2005	
MT-03	2006	
TDM 600	2005	
T-MAX 500	2005	
XJR 1300	2004	
XTR	2004	
XTX	2004	
XVS1100A DRAG STAR	2004	
XVS650A DRAG STAR	2004	
YZF-R1	2005	
YZF-R6	2003	

FOR:

IMPORTANT NOTE: the trade-marks or trade names mentioned in our catalogue are the exclusive property of authorized manufactures of lock and users, they nominated only for the purposes of information so that any lock for which our keys are made can be rapidly identified.

NOTA IMPORTANTE: i marchi o le denominazioni citate sono di proprietà esclusiva dei fabbricanti di serrature e degli utilizzatori autorizzati, e sono indicati a titolo di semplice informazione, con lo scopo di riconoscere velocemente a quali serrature le nostre chiavi sono destinate.

WICHTIG: Die angeführten Markennamen oder Handelsmarken sind ausschließliches Eigentum der Schloßhersteller und zugelassenen Fachhändlern, und sind nur zur Information angeführt, mit dem Zweck, schnell erkennen zu können, zu welchem Schloß unsere Schlüssel passen.

REMARQUE IMPORTANT: les marques et appellations commerciales citées dans notre catalogue appartiennent exclusivement aux fabricants de serrures et aux utilisateurs autorisés, elles sont indiquées à titre d'information pure et simple pour vous permettre de déterminer rapidement les serrures auxquelles nos clés sont destinées.

NOTA IMPORTANTE: las marcas y denominaciones comerciales citadas en nuestro catálogo se declaran de propiedad exclusiva de los fabricantes de cerraduras y los utilizadores autorizados, se citan por simple información, al objeto de hacer comprender sin dificultad a qué cerraduras van destinadas nuestras llaves.

NOTA IMPORTANTE: todas marcas ou nomes de comércio mencionados neste catálogo são propriedade exclusiva da fabricas da fechaduras e usuários autorizados, eles só nomearam com a finalidade de informação que qualquer fechadura para a qual nossas chaves são feitas pode ser identificado rapidamente.